

Investor Conference

1HY,2021

September 8 , 2021



Agenda

Financial Report

Diana Chen,
Coordinator

Business Outlook

Jeff Chou,
CFO

Q&A



DISCLAIMER

Information in this document is confidential and is subject to legal privilege. This document includes ADLINK Technology Inc., (“ADLINK”) products. No license is expressed or implied, by estoppel or otherwise, and no intellectual property rights are granted in this document. ADLINK reserves all rights to make changes, at any time, to any of the information, specification, products and product descriptions without notice. Any products, dates, and drawings are preliminary and based on current expectations, and are subject to change without notice. ADLINK accepts no liability for the consequences of any actions taken on the basis of the information provided in this document. ADLINK disclaims any expressed or implied warranty as to the use of the information acquired in this document.

This document shall be viewed by the intended recipient(s) only, and shall not be reproduced, distributed, published, shared or exchanged by or between any other parties without the prior written consent of ADLINK.

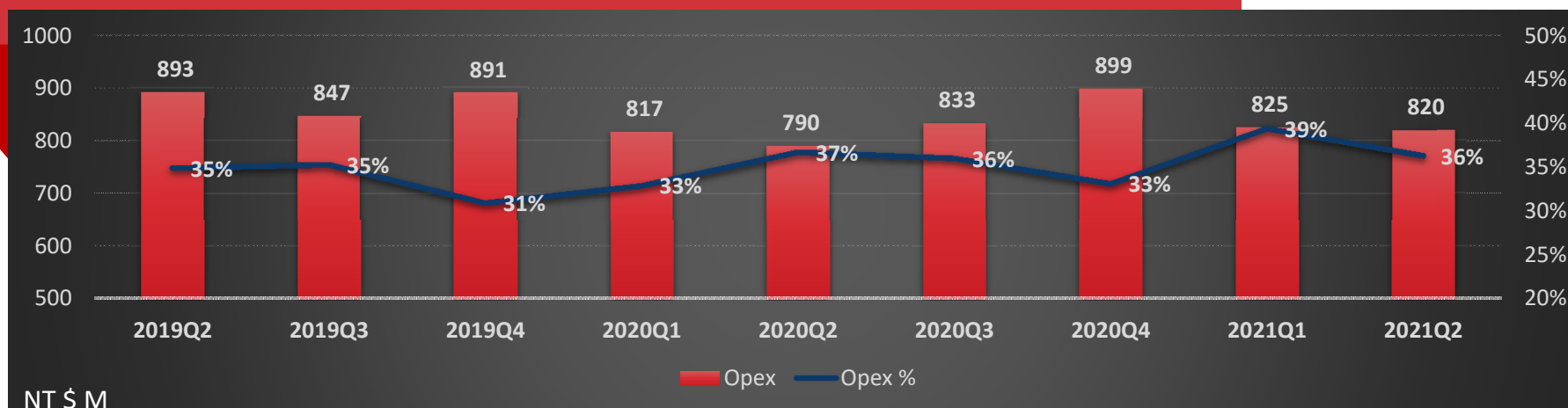
All ADLINK Technology, Inc. products are manufactured or assembled at the ADLINK owned and operated facilities in Taiwan, China, Germany and the United States. ADLINK Technology, Inc., is not owned, directed, or subsidized by the People’s Republic of China. ADLINK and ADLINK logos are trademarks of ADLINK Technology, Inc., in the US and other countries. All product and company names are trademarked [™] or registered [®] trademarks of their respective holders.

Statement of Comprehensive Income

Amount : NT\$ Million

	2Q'21		1Q'21		QoQ	1H'21		1H'20		YoY
	Amount	%	Amount	%	%	Amount	%	Amount	%	%
Net Sales	2,259	100	2,097	100	8	4,357	100	4,633	100	-6
COGS	1,456	65	1,227	59	19	2,683	61	2,800	60	-4
Gross Profit	803	35	870	41	-8	1,674	39	1,832	40	-9
Operating Expenses	820	36	826	39	-1	1,645	38	1,607	35	2
Operating Income	-16	-1	44	2	-137	29	1	226	5	-87
Other Income/Expenses	75	4	-30	-1		45	1	-31	-1	
Income Before Tax	59	3	15	0	299	74	2	195	4	-62
Net Income	67	3	2	0	2980	69	2	113	3	-39
Basic EPS(NT\$)	0.31		0.01		3000	0.32		0.53		-40

Detail of Operating Expense



Amount : NT\$ Million

	2Q'21		1Q'21		YoY	1H'21		1H'20		YoY
	Amount	%	Amount	%	%	Amount	%	Amount	%	%
Sales	240	11	234	11	3	474	11	517	11	-8
Admin	215	9	224	11	-4	439	10	384	9	14
R&D	365	16	368	17	-1	733	17	702	15	4
Operating Expenses	820	36	826	39	-1	1,645	38	1,607	35	2

Consolidated Balance Sheet Highlights

<i>Amount : NT\$ Million</i>	<u>2021.6.30</u>	<u>2020.12.31</u>	<u>2020.6.30</u>
Cash & Financial asset	1,016	2,100	2,425
AR	1,889	2,067	1,667
Inventory	2,916	1,833	2,190
Property, plant and equipment	4,267	1,168	1,034
AP	2,298	1,311	1,451
Loan	3,533	1,472	976
Liability	7,055	4,226	4,114
Equity	4,558	4,516	4,420
Total Assets	11,613	8,742	8,534

Days of Sales Outstanding	82.9	77.4	72.6
Days of Inventory at hand	161.5	120.2	136.5
Days of Payable Outstanding	122.7	82.1	89.9
Cash Conversion Cycle	121.7	115.5	119.3

Consolidated Cash Flows Highlights

Amount : NT\$ Million

	2021.6.30	2020.6.30	YoY(\$)
From Operating Activities	10	308	-298
Income before Tax	73	195	-122
Depreciation & Amortization	142	168	-27
Net Charge in Working Capital	-212	-46	-166
AR	132	323	-191
Inventory	-1,144	-215	-929
AP	1,008	159	849
From Investing Activities	-3,089	-66	-3022
Financial asset at fair value	90	0	90
Capital Expenditures	-3,178	-57	-3120
From Financing Activities	2,122	183	1940
lease liabilities repayment of principal	-33	-51	19
Net Change in Debt	2,155	234	1921
Exchange Rate Influence	-27	-22	-5
Net Change in Cash	-983	403	-1386

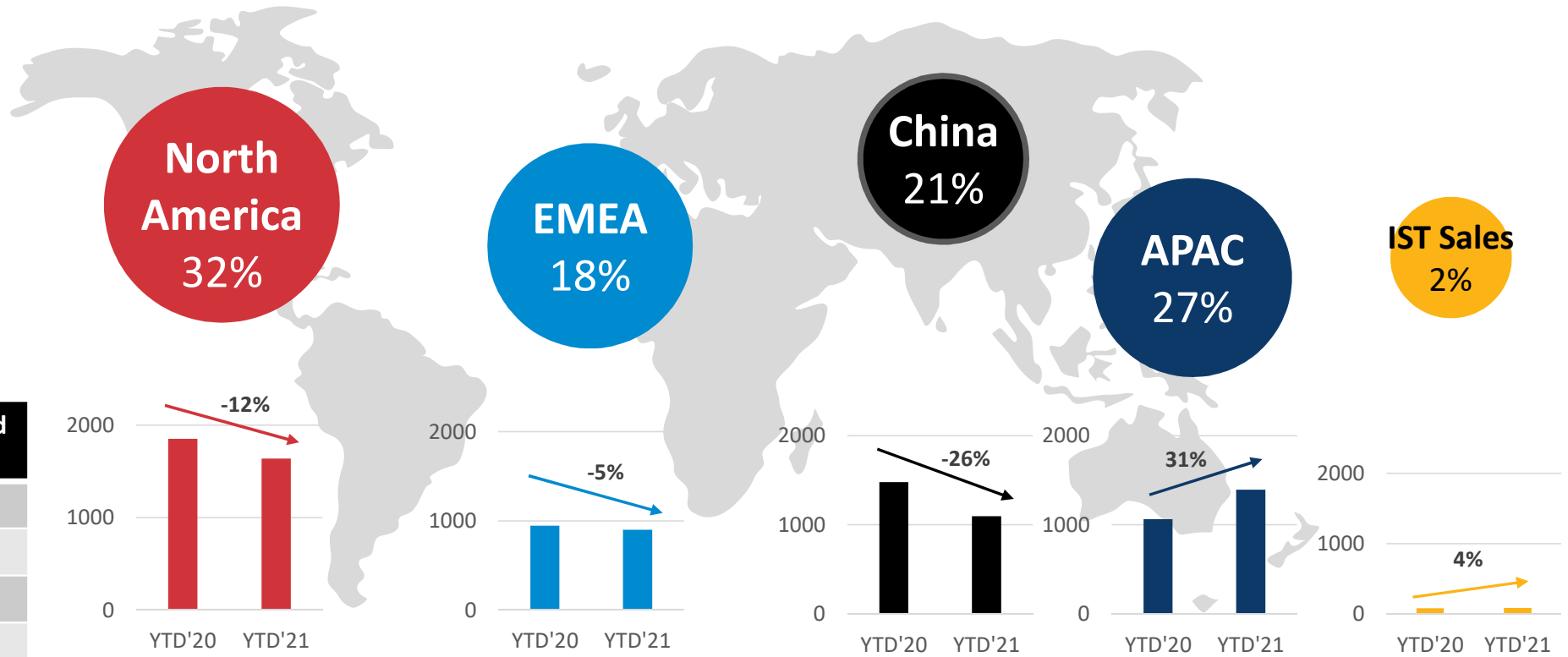
Business Outlook

Jeff Chou, CFO



1~7/2021 Geographic Footprint & Claimed New DW

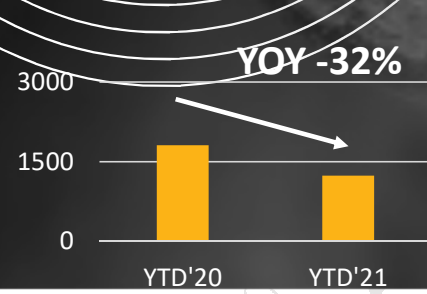
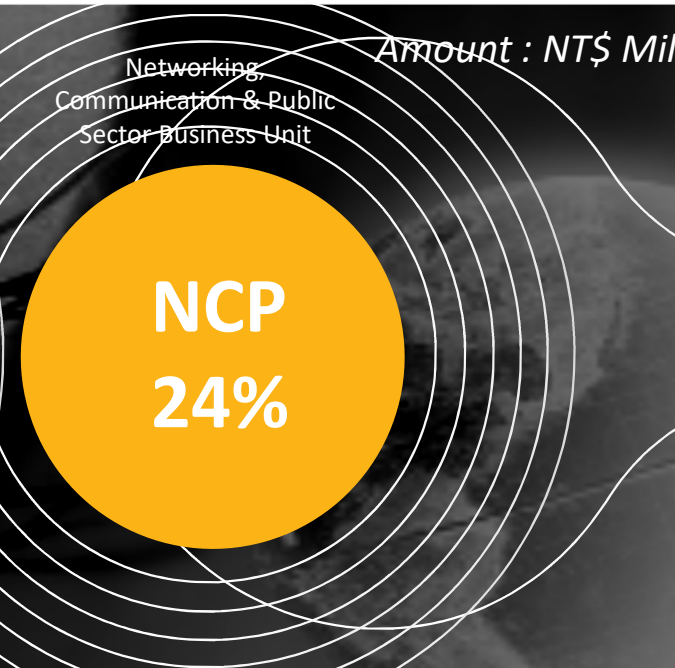
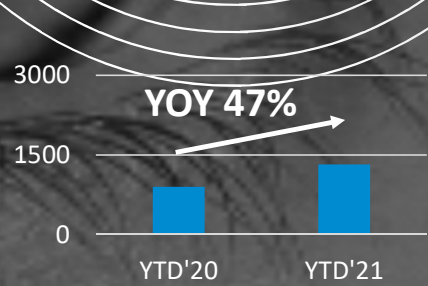
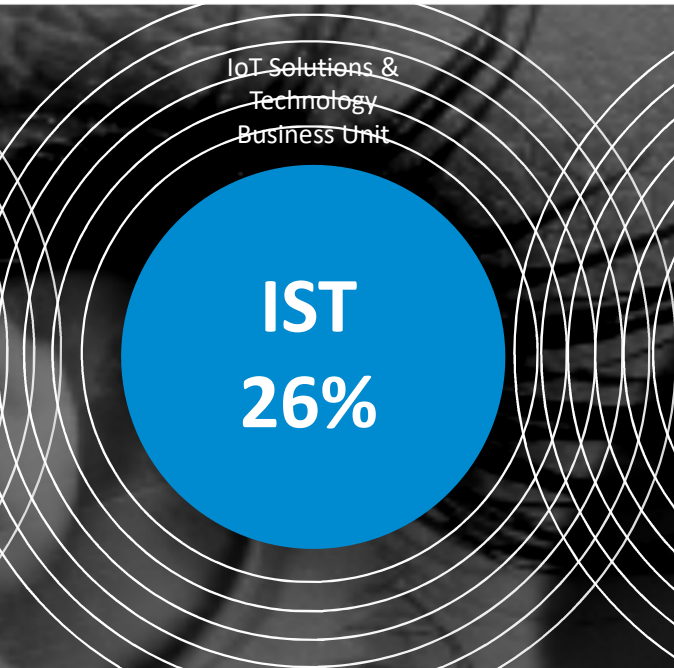
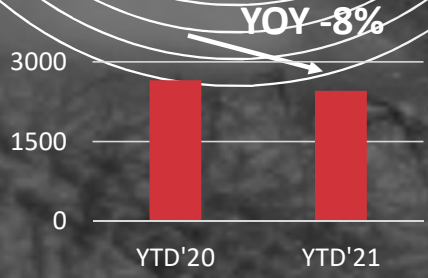
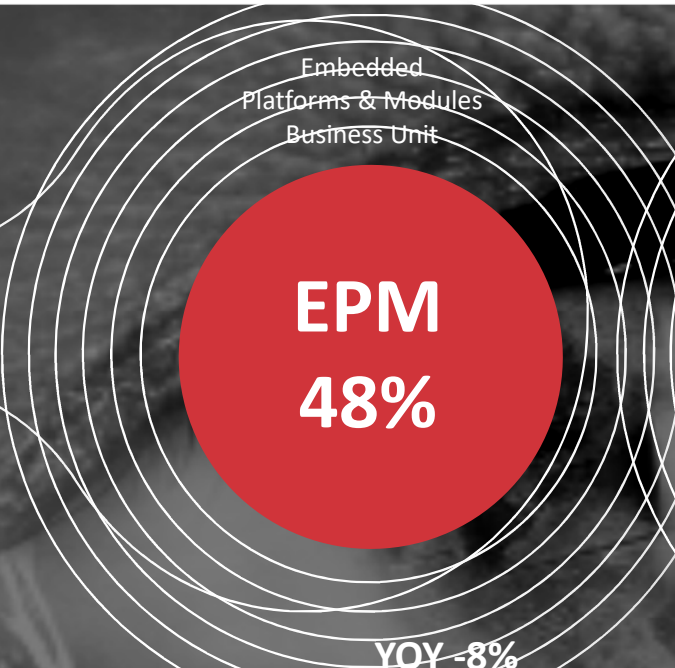
Amount : NT\$ Million




RBU	YTD claimed DW
AATI	4
EMEA	12.75
CHN	8
APAC	17.5

1~7/2021 Sales breakdown by product

Amount : NT\$ Million



Thank you



ADLINK Technology, Inc.

No. 66, Huaya 1st Rd., Guishan Dist.,
Taoyuan City 333411, Taiwan

Tel: +886-3-216-5088
Fax: +886-3-328-5706



www.adlinktech.com